




ACCESS AND TRAINING

Powered Access Platforms



0844 477 9989

Your Powered Access Partner 2

Mainline Training Centre 3

The Access Link 4

Anti-Entrapment Alarms 5

Bi-Energy Booms 6

Electric Booms 10

Diesel Booms - Articulated 14

Diesel Booms - Straight Stick 19

Trailer Mounted Booms 21

Track Mounted Booms/Spider Lifts 23

Truck Mounted Booms 24

Electric Scissor Lifts 25

Diesel Scissor Lifts 28

Low Level Access/Personnel Lifts 30

Telescopic Handlers 32

Forklift Trucks 33



please note: all machines featured within this brochure are representative only. Manufacturers and models may vary.

Nationwide coverage with the high level of service only an independent can offer

Mainline Access and Training are part of the Mainline Group, which stand for quality and reliability.

Entirely independent, Mainline have been delivering powered access equipment for over thirty years, becoming one of the UK's leading providers to Construction, Manufacturing and Industrial suppliers nationally.

Mainline are proud to offer you the widest selection of powered access equipment including a complete range of boom lifts, scissor lifts and low level access platforms. With a fleet of trailer mounted booms, specialist tracked access, spider lifts, telehandlers and forklift trucks also on the fleet, Mainline can fulfil all your platform rental requirements.



To complement our access platforms we also offer a wide range of working at height courses including IPAF accredited training and safety courses ensuring the safe and effective use of powered access equipment.

Our standard of service is continued from booking to delivery and aftercare. With our machines being thoroughly maintained by specialist engineers, hiring access platforms offers you a safety conscious, reliable and convenient method of helping you achieve your goals, whatever the job.

Proud of being highly compliant to industry standards, including:



Delivering excellence since 1982

Mainline Training Centre

We offer a wide range of training courses designed to comply with ever-changing industrial and legislative demands. With our flexible approach Mainline can deliver training at our centre based in Swadlincote Derbyshire, or at your own site with minimum disruption to your working day.

To find out more visit www.mainline-training.co.uk or call us on **0844 477 9989**.



CP CONSTRUCTION PLANT
CS COMPETENCE SCHEME



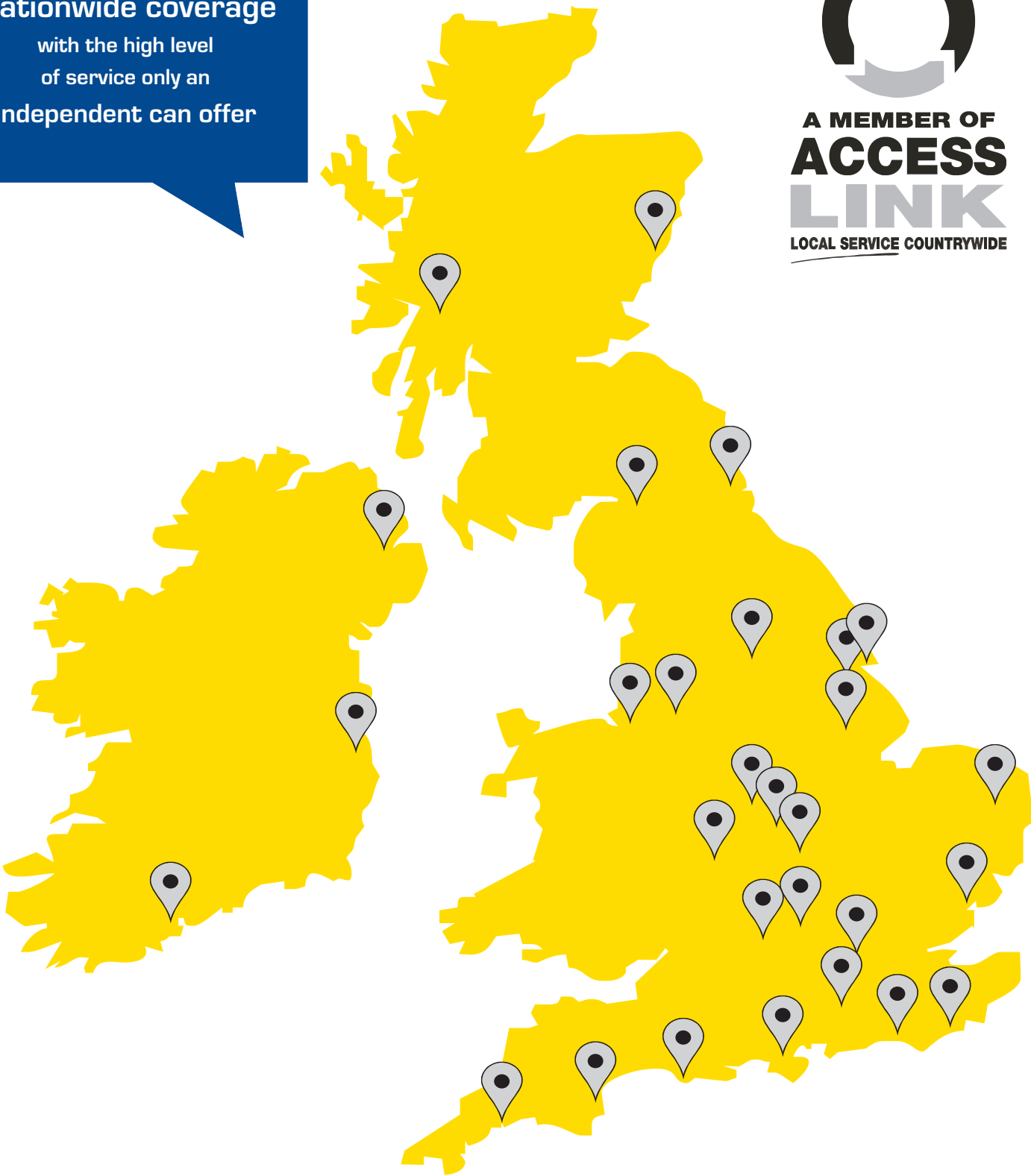
- ✓ **IPAF MEWPS**
- ✓ **PASMA**
- ✓ **Construction Plant & Tools**
- ✓ **Cranes**
- ✓ **Driver CPC**
- ✓ **Health & Safety**
- ✓ **Working At Heights**
- ✓ **Specialist/Bespoke Courses**



Nationwide coverage
with the high level
of service only an
independent can offer



A MEMBER OF
ACCESS
LINK
LOCAL SERVICE COUNTRYWIDE



Aberdeen, Bedfordshire, Belfast, Birmingham, Buckinghamshire, Carlisle, Cork, Cornwall, Derbyshire, Devon, Dorset, Dublin, East Yorkshire, Eastbourne, Glasgow, Hertfordshire, Ipswich, Kent, Lancashire, Leicester, London, Merseyside, Newcastle, Northamptonshire, Norwich, Nottinghamshire, Plymouth, South Yorkshire, Southampton, Sussex, Yorkshire

Operator Protective Alarm (OPA)

- ▶ Pro-active approach to anti-entrapment
- ▶ Does not impede the work area, nor impact on platform capacity
- ▶ System can be reset from the basket
- ▶ Works on all major manufacturers machines
- ▶ CE marked



For more information:

Call: 0844 477 9989 | Email: info@mainline-access.co.uk
www.mainline-access.co.uk/our-machines/anti-entrapment

Effective protection system for aerial work

The operator protective alarm system is designed to alert ground personnel when an operator makes contact with the platform control panel by interrupting boom movement, sounding an alarm and causing a light under the basket to flash.

The system is designed to be as unobtrusive as possible to operators, featuring a pressure sensitive horizontal bar that is fitted at around waist height below the boom lift's control panel. When pressure is placed on the bar, as may be the case if an operator makes contact with an overhead obstacle, the system is activated. The system also features a reset button that can be pressed if the system is accidentally activated.

28m | Nifty Lift HR 28



Working height
28.0m (92ft)

Unrestricted working outreach at 280kg
19m (62ft)

Hybrid power
Fuel efficient & environmentally conscious

40% gradeability
Four wheel drive for rough terrain

SiOPS® as standard
Multi-award winning operator protection

Superb manoeuvrability
5.63m outside turning radius

Improved access to applications
180° Platform Rotation & 150° Fly-Boom

20.8m | Nifty Lift HR 21



Working height
20.80m (68ft 6in)

Unrestricted working outreach at 225kg
12.80m (42ft)

Hybrid power
Fuel efficient & environmentally conscious

40% gradeability
AWD for rough terrain

GVW Only 6,500kg
Lightest in its class

ToughCage with SiOPS® as standard
Multi-award winning operator protection

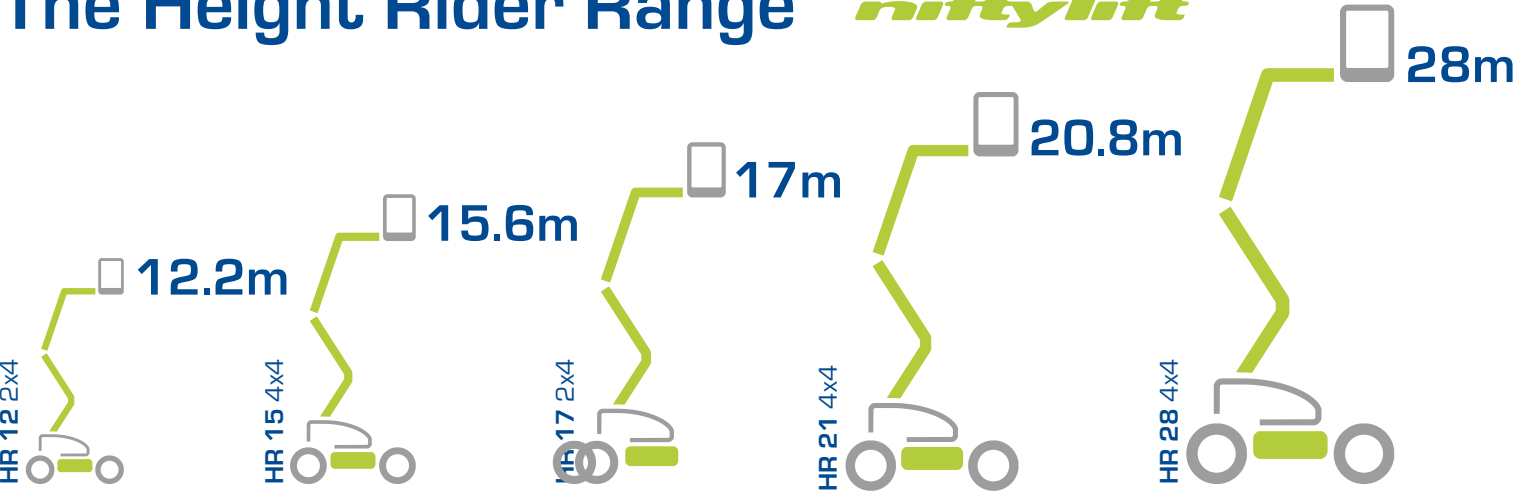
Superb manoeuvrability
4m outside turning radius

Swing-out engine tray
Quick & easy to service

Platform rotation & fly-boom
Improved access to applications



The Height Rider Range *niftylift*



15.87m | Genie Z45/25



12.52m | Genie Z34/22

17m | Nifty Lift HR 17N

Working height
17m (56ft)

Working outreach
9.7m (32ft)

1.5m narrow chassis
Allowing operation in confined areas

180° platform rotation with fly-boom
Improving operator access

ToughCage with SiOPS® as standard
Multi-award winning operator protection

Proportional multi-function control
Fast and precise operation

Super efficient power system
Maximising battery output to do more with each charge

Electric

Self propelled articulating booms

16.90m | Manitou 170AETJ



Working height
16.90m (55ft 6in)

Working outreach
9.4m (30ft 10in)

Hybrid power
Fuel efficient & environmentally conscious

Superb manoeuvrability
4.3m outside turning radius

Stability
Pothole system prevents machine from tipping

Platform rotation & fly-boom
Improved access to applications

Maximum operator comfort
Spacious basket & double handrail

Electric

Self propelled articulating booms

11.95m | Manitou 120AETJ



11.14m | Genie Z30/20N

Electric

Self propelled vertical mast

9.9m | Manitou 100VJR



10m | Haulotte Star 10

Diesel

Self propelled articulating booms

43.15m | Genie Z-135/70



Working height
43.15m (141ft)

Working outreach
21.26m (69ft 9in)

Up-and-over clearance
23.01m (75ft 6in)

Revolutionary X-Chassis™ expanding axles
For extending and retracting the axles
to and from the stowed position

Telescoping Jib-Extend™
From 3.66m to 6.10m and 110° vertical range

4WD with full-time positive traction
Handles rough ground conditions

Superb manoeuvrability
Four wheel high angle steer
& 360° continuous rotation

Genie® Fast Mast™ system
Lowers platform to the ground
without lowering secondary boom

Diesel

Self propelled articulating booms

40m | JLG 1250AJP



Working height
40.30m (132ft 3in)

Working outreach
19.25m (63ft 3in)

Up-and-over clearance
18.44m (60ft 6in)

QuickStick® boom design feature
Significantly reduces lift/lower cycle times

JibPLUS® with 4 way axis
Including 125° horizontal motion

Superb manoeuvrability
Four wheel high drive & 360° continuous rotation

Selectable dual platform capacity system
230kg/450kg for
increased versatility & productivity

Full proportional controls
Joystick controls and variable speed dial controls
for telescope, platform rotate and tower

Diesel

Self propelled articulating booms

27.75m | Manitou 280TJ



26.38m | JLG 800AJ

Diesel

Self propelled articulating booms

Our versatile range of articulating diesel booms are ideal for outdoor construction and industrial applications providing a combination of horizontal outreach and up, over and out positioning capabilities.



12.52m | Featured: Genie Z34/22 IC



15.24m | Featured: JLG 450AJ



15.97m | Featured: Genie Z45/25 RT



16.25m | Featured: Manitou 160ATJ



16.50m | Featured: Manitou 165ATJ



17.65m | Featured: Manitou 180ATJ



20.39m | Featured: Genie Z60/34



20.47m | Featured: JLG 600AJ



25.77m | Featured: Genie Z80/60

Diesel

Self propelled articulating booms



26.38m | Featured: JLG 800AJ



27.75m | Featured: Manitou 280TJ



40m | Featured: JLG 1250AJP



43.15m | Featured: Genie Z-135/70

Diesel

Self propelled telescopic booms (straight-stick)

27.9m | Genie S-85



Working height
27.9m (91ft)

Working outreach
23.3m (76ft 6in)

Exclusive virtual pivot boom
Keeps the weight of the boom over the chassis' centre of gravity as it elevates

Maximising productivity
2.49m fixed width axles allowing easy transportation over roads and around sites

Articulating jib boom option
Offers an extra 1.52 m (5 ft) of horizontal or vertical reach and 135° of working range

Flexible drive options
2WD or 4WD

Superb manoeuvrability
Self-levelling platform
& 360° continuous rotation

Anti-restart engine protection
Including auto engine fault shutdown

Diesel

Self propelled telescopic booms (straight-stick)



20.30m | Featured: Genie S60



21.80m | Featured: Genie S65



26.38m | Featured: JLG 800S



27.9m | Featured: Genie S85



43.15m | Featured: JLG 1350SJP



43.15m | Featured: JLG 1350SJP

12.33m | Nifty 120T

niftylift



Working height
12.20m (40ft)

Working outreach
6.10m (20ft)

Telescopic upper boom
Greater accuracy when positioning platform

Bi-energy available
Optimising utilisation

Hydraulic outriggers
For quick and easy setup

Fully proportional hydraulic controls
Simple and reliable

Telescopic axles
Access through double doorway openings

Traction drive option
Improved manoeuvrability on site

14.25m | Nifty 140



17.10m | Nifty 170

Track mounted booms

(Spider lifts)

Track mounted booms - otherwise known as 'spiderlifts' - are highly versatile and capable of operation on even the most uneven surfaces.

Their compact dimensions enable them to be used in the tightest environments and all our units will pass through standard doorways with ease, yet can still give you working heights up to 35 metres!



14m | Featured: Hiab Goldlift 14.70



16.81m | Featured: JLG X17J



30m | Featured: LEO 30T



35.5m | Featured: LEO 36T

For powered access on the move, truck mounted platforms are an ideal solution for accessing heights of up to 70m in busy working environments.

Truck and van mounted platforms are a popular choice for highway applications, facilities management, and telecommunications companies.



17m | Featured: Ascendant 17-12



18m | Featured: Ascendant 22-17



21.4m | Featured: Ascendant 22-17



25.3m | Featured: Multitel MX250



27.3m | Featured: Multitel MX270



30m | Featured: Wumag WT300



33m | Featured: Ruthmann T330



34m | Featured: Bronto Skylift S34



35.7m | Featured: Wumag WT355



61m | Featured: Wumag WT 610



70m | Featured: Wumag WT 70

16.5m | Holland Lift N-165EL12



Working height
18.5m (61ft)

Stability
Pothole system prevents machine from tipping

Safe working load
500kg

Superb indoor manoeuvrability
Narrow aisle and single deck

Safety as standard
Including drive and descent alarms

19.4m | Holland Lift N-195EL12
Also available

Electric scissor lifts are the industry solution for increasing worksite productivity.

Ideal for manoeuvring in tight spaces, they're excellent for indoor and outdoor construction including maintenance and installation applications with firm, level surfaces.



3m | Featured: Dingli JCPT 0507DC



5.79m | Featured: Genie GS-1930



5.79m | Featured: Genie GS-1932



5.8m | Featured: Dingli JCPT 0807DC



6.1m | Featured: Genie GS-2032



7.77m | Featured: JLG 2630ES



7.92m | Featured: Genie GS-2632



7.92m | Featured: Genie GS-2646



8.15m | Featured: Haulotte Compact 10

Electric scissor lifts



9.68m | Featured: JLG 3246ES



9.75m | Featured: Skyjack SJIII 4632



9.75m | Featured: Genie GS-3232



9.75m | Featured: Genie GS-3246



11.75m | Featured: Genie GS-4047



13.7m | Featured: Dingli JCPT 1612DC



16.5m | Featured: Holland Lift N165EL12



19.4m | Featured: Holland Lift N195EL12

26m | JLG Liftlux 260-25



JLG LIFTLUX · 260-25

Working height
26m (85.3ft)

Lift capacity
1,000kg

Triple scissor arm
For lateral rigidity and increased work load capacity

Increased working space
Hydraulic extension deck

Improved rough terrain capability
Standard four wheel drive, differential lock and foam filled tyres

Automatic self levelling outriggers
Reduces time spent positioning the machine

Safety as standard
LED indicator on control box, motion alarm and travel horn

For those demanding outdoor worksites, our range of rough terrain, construction-oriented four-wheel drive scissor lifts should help you get the job done in no time at all!



7.92m | Featured: JLG 260MRT



7.93m | Featured: Skyjack SJ6826 RT



9.8m | Featured: Skyjack SJ6832 RT



10.06m | Featured: JLG 3394RT



13.11m | Featured: Genie GS-4390RT



15.2m | Featured: Skyjack SJ 9250



16.15m | Featured: Genie GS-5390RT



19.5m | Featured: Holland Lift B-195



25m | Featured: Holland Lift M-250



26m | Featured: JLG Liftlux 260-25

5.2m | BoSS X3X Micro-Powered Access



Maximum working height
5.2m (17ft, 1in)

Maximum platform height
3.2m (10ft 6in)

Minimum platform height
0.695m (2ft, 3in)

Superb manoeuvrability
Only 570mm wide to fit through personnel doorways and passenger lifts

Stability
On-board tilt sensor, no stabilisers required

Safety cut out & audible alarm on descent
Emergency platform lowering mechanism and secondary emergency stop button

Maximising productivity
Hoisting and transit strap points for allowing easy transportation

Smooth roll casters
With non-marking tyres

Low level access

Personnel lifts

Lightweight and compact in size, our range of push-around or self-propelled personnel lifts are highly manoeuvrable on site and small enough to pass through a standard doorway.

From 3m to 10m working heights, personnel lifts can provide a safer and quicker alternative to ladders and scaffolding.



3.5m | Featured: Pecolift



3.8m | Featured: Power Tower Nano 3.80



4.01m | Featured: BoSS X2



4.5m | Featured: Power Tower Nano 4.50



5m | Featured: Dingli JCPT 0507DC



5m | Featured: Hy-Brid HB-P5.0



5.2m | Featured: BoSS X3X



6m | Featured: Haulotte Star 6



6.35m | Featured: Genie Runabout GR15



7.85m | Featured: Genie Runabout GR20



9.9m | Featured: Manitou 100 VJR



10m | Featured: Haulotte Star 10

3.93m | Manitou Twisco Telehandler

This ultra light, low ground pressure, highly manoeuvrable compact telescopic handler will make materials handling in even the tightest spaces easy.



Lifting capacity
1,500kg (with fork-carrier)

Lifting height
3.93m (with fork-carrier)

Maximum front reach
2.30m

Weight
2,570kg

Overall width
1,662mm

Overall height
1,900mm

Turning radius
2,225mm

Turning circle
2,831mm

3-wheel drive
Engines 400cc

Telescopic handlers

If you are loading/unloading, moving site equipment or clearing sites, Mainline has the telehandler for you.

From our compact 5m range to our large lift capacity 17m range we can fulfill all your requirements.



5.5m | Featured: Bobcat T2556



7m | Featured: Bobcat T3571



9m | Featured: Merlo 30.9K



10m | Featured: Maniscopic MT1030s



12m | Featured: Bobcat T35120



13m | Featured: Merlo 38.13K



13.7m | Featured: JLG 4014PS



14m | Featured: JCB 540/140



17m | Featured: Bobcat T40170

Designed for a host of site purposes, our fleet of forklift trucks can be hired over short or long term periods at competitive rates. We can also offer a wide range of fork extensions and attachments for specialised jobs.

2.6 Tonne Rough Terrain Forklift Trucks



Counterbalance Gas, Diesel & Electric Forklift Trucks

Delivering Excellence Since 1982



ACCESS AND TRAINING

Tel: 0844 477 9989

Fax: 01283 554854

Email: info@mainline-access.co.uk

Web: www.mainline-access.co.uk

George Holmes Way, Hearnthcote Road, Swadlincote, Derbyshire, DE11 9DF

